


Made with Tochi Panels

CCQD179

FIELDS OF COLOR

59" X 70"



DEBBIE MADDY ~ TIORI DESIGNS

FOR

CALICO CARRIAGE QUILT DESIGNS®

FIELDS OF COLOR

60" X 70"

Debbie Maddy ~ Tiori Designs

Fabric Requirements:

Tochi Panel Blue 1 Full Panel
Tochi Panel Gold 1 Full Panel
Tochi Panel Grey 4 strips or 3/4 yard Panel
Background Bella 9900-99 1 1/2 yards
Binding 5/8 yd
Backing 4 Yards

www.debbiemaddy.com
debbie@debbiemaddy.com
940-549-4058

**The rows of blocks in the panels are 5 3/4" wide.
You will carefully cut on the edge of the blocks when cutting the strips.**

From the Blue Tochi panel cut (6) 5 3/4" strips.

Subcut (4) strips to make (4) 5 3/4" X 42"

Subcut (2) strips to make (2) 5 3/4" X 18 1/2" strips and (2) 5 3/4" X 19" strips

From the Gold Tochi panel cut (5) 5 3/4" strips.

Subcut (2) strips to make (2) 5 3/4" X 42"

Subcut (2) strips to make (2) 5 3/4" X 42 1/2"

Subcut (1) strip to make (1) 5 3/4" X 18 1/2" strip

From the Grey Tochi panel cut (4) 5 3/4" strips.

Subcut (2) strips to make (2) 5 3/4" X 24" strips

Subcut (2) strips to make (2) 5 3/4" X 24 1/2" strips

From the Bella background fabric cut:

(1) 4 3/8" strip

subcut (2) 4 3/8" X 18 1/2" rectangles

(9) 4 1/4" strips

subcut: (4) 4 1/4" X 41 1/2" strips


(2) 4 1/4" X 35" strips

(2) 4 1/4" X 31 1/2" strips

(2) 4 1/4" X 8 1/2" & (2) 4 1/4" X 12" strips

(1) 3 1/2" strip

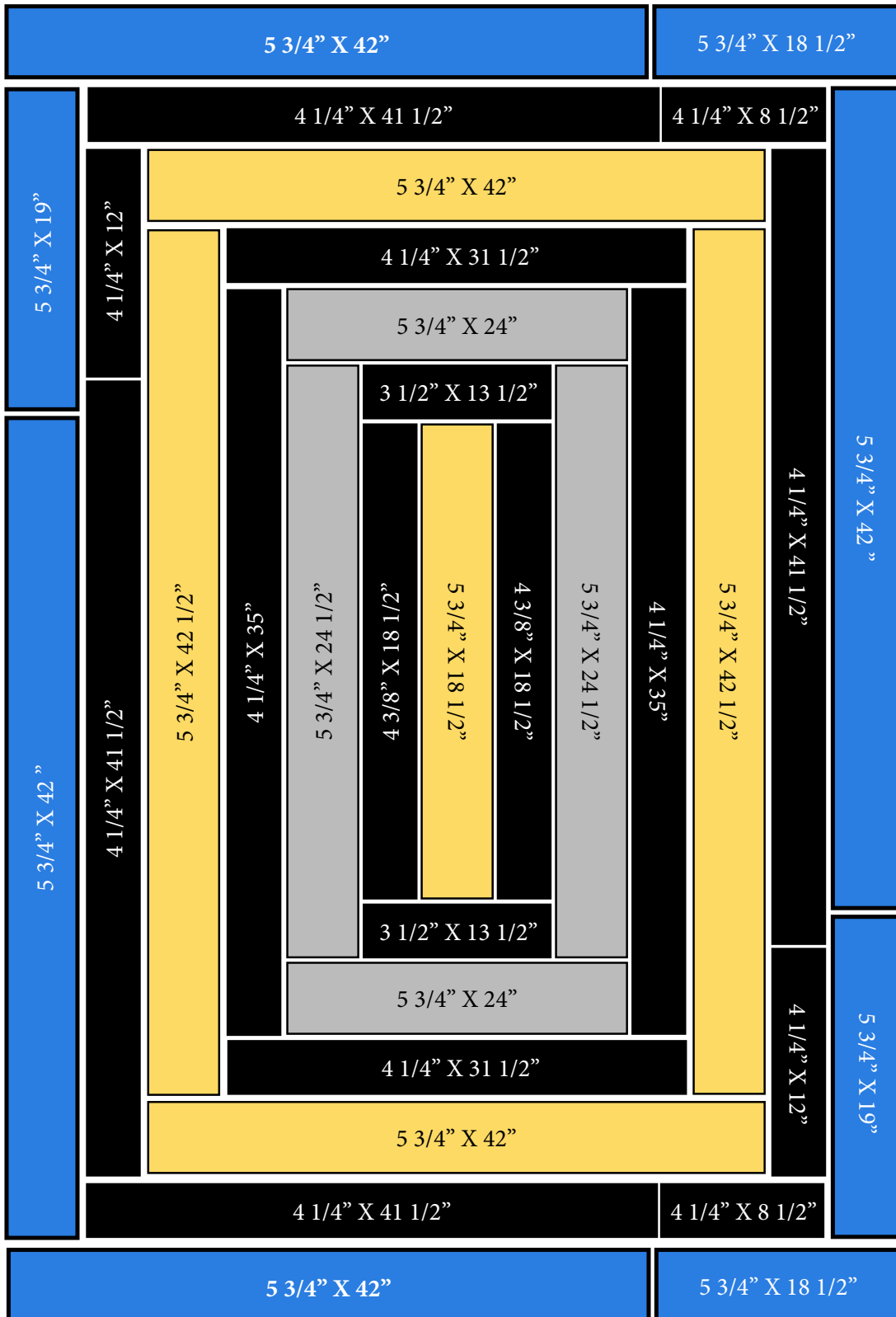
subcut (2) 3 1/2" X 13 1/2"



FIELDS OF COLOR LAYOUT DIAGRAM


The numbers on the diagram are the CUT size of the pieces.

Sew the correct pieces together to make the side and top and bottom strips. Then start with the center rectangle and sew in a log cabin style by adding the sides then top and bottom, then sides and top and bottom. Continue sewing in this manner until the top is finished. A simple quilting design is perfect for the scrappy look of the quilt. Or, stitch in the "ditch" between each square. Bind and enjoy!



FIELDS OF COLOR

Very simple to make quilt using the Tochi panels. The panel is cut into strips of blocks and pieced with strips of background. Quilt between each “block” of the panel strips for a stunning quilt.



Fabric Requirements:

Tochi Panel Blue 1 Full Panel or 1 yd

Tochi Panel Gold 1 Full Panel or 1 yd

Tochi Panel Grey 4 strips of the panel or 3/4 yd

Background 1 1/2 yds

Binding 5/8 yd

Backing 4 yds

Free Download
modafabrics.com
debbiemaddy.com

Debbie Maddy ~ Tiori Designs

www.debbiemaddy.com

www.calicocarriage.com

debbie@debbiemaddy.com

940-549-4058